



# EU NEIGHBOURS south

Nov – Dec 2022

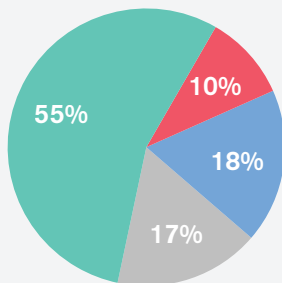


## IMAGE OF THE EU

In general, does the European Union conjure up for you a very positive, fairly positive, neutral, fairly negative or very negative image?


### Perceptions of the EU according to:

All respondents



- Positive
- Negative
- Neutral
- Don't know

Gender



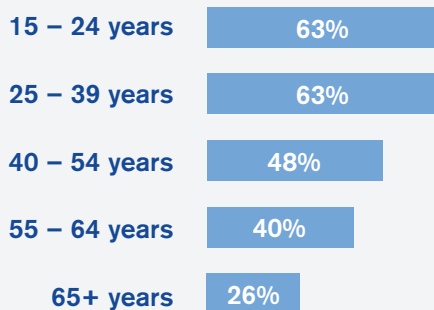
Years

### Evolution of positive perceptions (2017 – 2022)

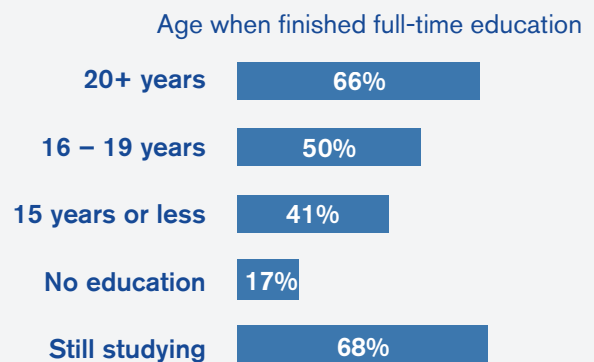


### Positive perceptions of the EU according to:

Age



Education

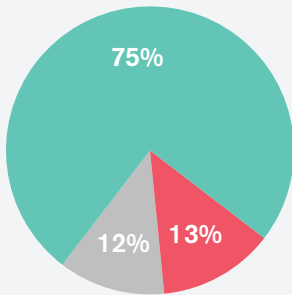


# KNOWLEDGE OF THE EU

To what extent do you know what the European Union is all about?

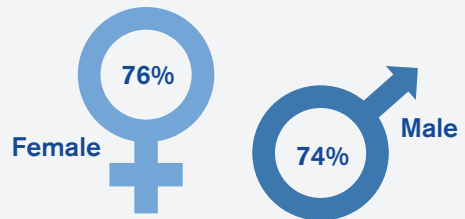
## Percentage of respondents who know what is the EU, by:

### All respondents

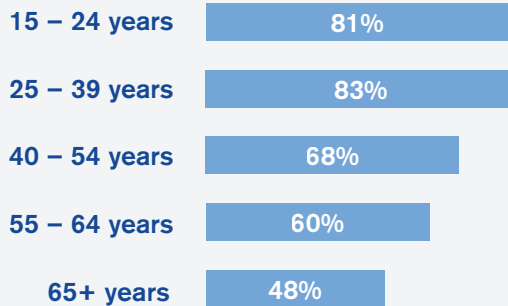


- Know what the EU is all about
- Don't know what the EU is all about
- Don't know

### Gender

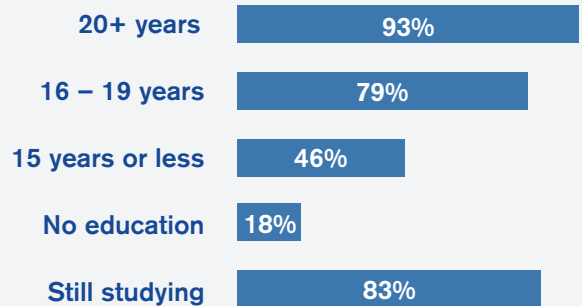


### Age



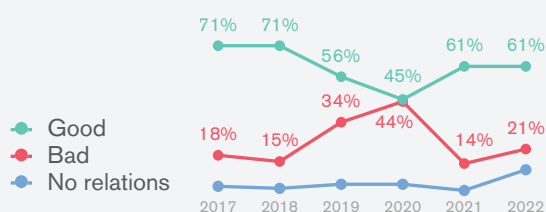
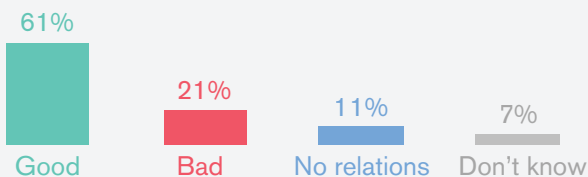
### Education

#### Age when finished full-time education

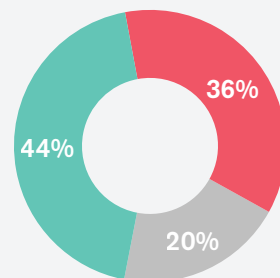


# EU RELATIONS WITH ALGERIA

## Self-assessment of the EU's relations with Algeria




## Importance of the partnership



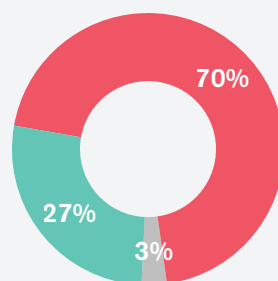
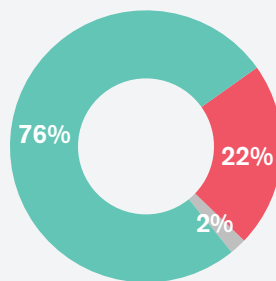
- Important
- Not important
- Don't know

To what extent do you think that the support provided by the European Union to Algeria has been overall effective or not?



**Not effective**

Answers from people with a:  
Positive image of the EU



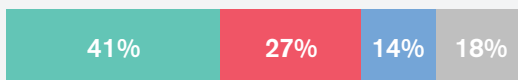
● Effective ● Not effective ● Don't know

## EU'S ACTION

In which of the following areas would you say Algeria has benefited from European Union support?

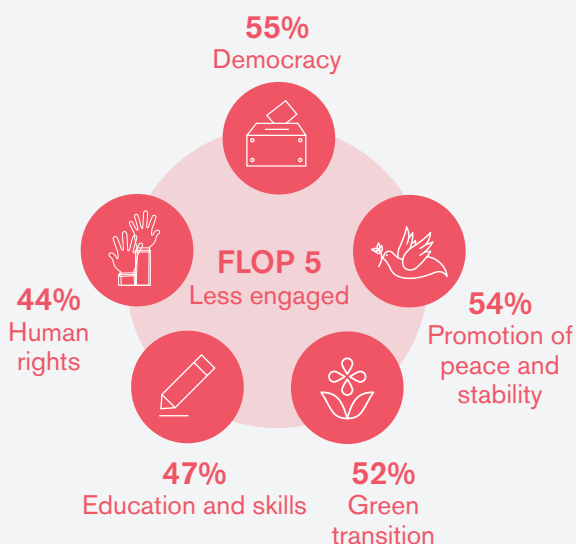
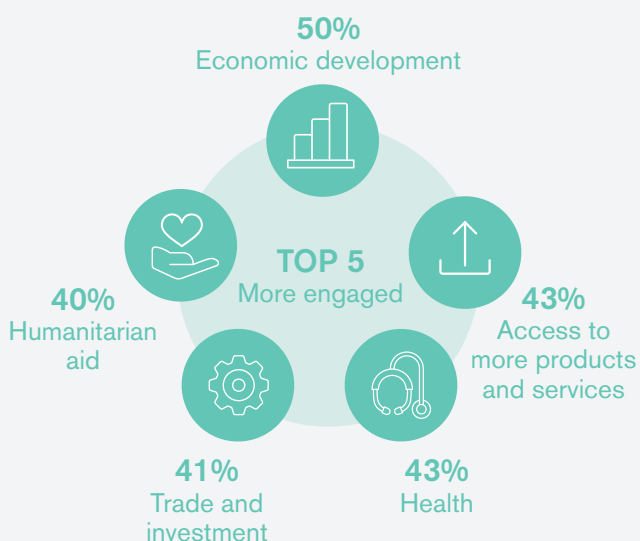


Has the EU's response to the war in Ukraine changed your perceptions of the EU?



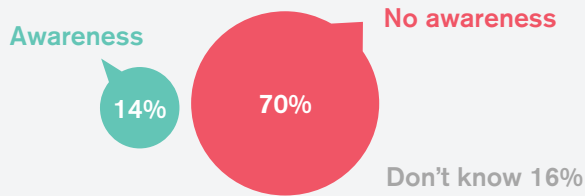
● Positively  
● Negatively  
● Did not change perceptions  
● Don't know

In which areas do you think the European Union could be more / less engaged in Algeria?



# INFORMATION ON THE EU

## EU communication campaign awareness




## EU initiatives awareness

- 77% #StandWithUkraine
- 63% Violence against Women
- 55% Syria Conference
- 43% Team Europe
- 40% #InTheirEyes
- 39% Eyes on Blue

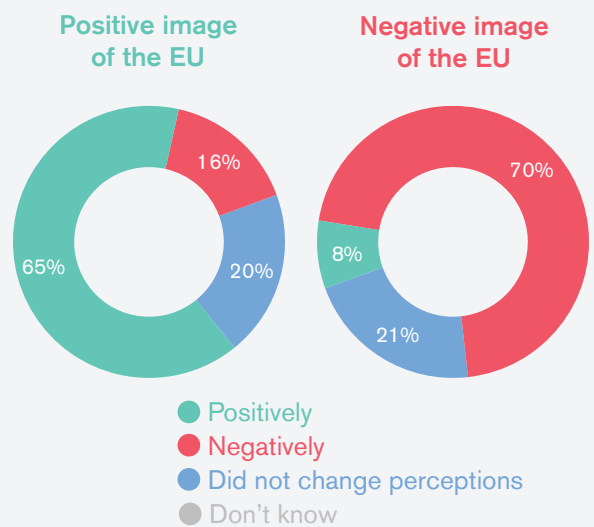
## Preferred sources of information on the EU

	Television	38%
	Online social networks	20%
	Discussions with relatives, friends, colleagues	11%
	Internet sources (websites, blogs, search engines)	9%
	Radio	8%

## Impact of communications on perceptions of the EU



### Answers from people with a:



All respondents who have heard or seen something about the EU in the last 12 months

### For more information

[south.euneighbours.eu](https://south.euneighbours.eu)

@euneighbours

euneighbourssouth

euneighbours